



Ergebnis nach 'Lauf 2'

Rg	Nat	Name	Zwischenzeiten					Ziel	km/h	Gesamt
1	1	WIN GASZNAR, Alexander BRC Winterberg	5.50 (3)	23.38 (2)	33.14 (2)	41.53 (1)	49.26 (1)	58.04 (1)	115,00	1:56.42
			5.38 (2)	23.15 (1)	32.96 (1)	41.51 (1)	49.41 (1)	58.38 (1)	112,58	
2	2	SHL LINGMANN, David RT Suhl	5.55 (5)	23.48 (3)	33.33 (3)	41.84 (3)	49.71 (2)	58.58 (2)	113,32	1:58.14
			5.46 (4)	23.42 (3)	33.60 (3)	42.36 (4)	50.44 (4)	59.56 (3)	110,36	
3	3	RIE JUNGK, Axel BRC Riesa	5.32 (1)	23.19 (1)	33.08 (1)	41.72 (2)	49.86 (3)	59.04 (3)	110,01	1:58.51
			5.29 (1)	23.26 (2)	33.21 (2)	41.98 (2)	50.21 (2)	59.47 (2)	108,75	
4	5	KOE GRASSL, Maximilian WSV Königssee	5.52 (4)	23.72 (4)	33.99 (4)	42.74 (4)	50.78 (4)	59.92 (4)	111,24	1:59.51
			5.50 (5)	23.68 (4)	33.68 (4)	42.32 (3)	50.42 (3)	59.59 (4)	110,61	
5	4	OBH GROTHER, Christopher BSR Oberhof	5.91 (8)	24.44 (7)	34.58 (7)	43.29 (6)	51.33 (6)	1:00.34 (6)	111,40	2:00.89
			5.80 (9)	24.36 (9)	34.49 (9)	43.29 (7)	51.42 (7)	1:00.55 (6)	110,53	
6	9	KOE von SCHLEINITZ, Kilian WSV Königssee	5.80 (7)	24.46 (8)	34.59 (8)	43.46 (7)	51.66 (7)	1:00.90 (7)	108,96	2:01.43
			5.75 (8)	24.15 (8)	34.24 (7)	43.09 (6)	51.28 (5)	1:00.53 (5)	109,26	
7	6	KOE MÖLTER, Philipp WSV Königssee	5.72 (6)	24.09 (6)	34.17 (5)	42.89 (5)	50.93 (5)	1:00.07 (5)	110,46	2:02.09
			5.95 (10)	24.81 (12)	35.10 (11)	44.06 (11)	52.44 (10)	1:02.02 (10)	104,43	
8	7	LAU OTTO, Maximilian WSV Lauscha	6.33 (10)	25.44 (9)	35.71 (9)	44.75 (9)	53.27 (9)	1:02.90 (8)	104,70	2:03.80
			5.65 (6)	23.77 (5)	34.06 (5)	42.96 (5)	51.31 (6)	1:00.90 (7)	105,33	
9	10	OBH SCHÖNAU, Patrick BSR Oberhof	6.08 (9)	25.47 (10)	36.14 (11)	45.24 (11)	53.72 (11)	1:03.38 (11)	104,81	2:04.47
			5.69 (7)	24.01 (7)	34.46 (8)	43.40 (9)	51.67 (8)	1:01.09 (8)	107,23	
10	11	OBH ELSDÖRFER, Danny BSR Oberhof	6.33 (10)	25.47 (10)	35.94 (10)	44.99 (10)	53.37 (10)	1:02.96 (9)	106,12	2:04.54
			5.95 (10)	24.61 (10)	34.88 (10)	43.87 (10)	52.16 (9)	1:01.58 (9)	107,67	
11	12	KOE STÜRZENHOFECKER, G WSV Königssee	5.34 (2)	23.98 (5)	34.43 (6)	43.94 (8)	52.94 (8)	1:03.05 (10)	99,15	2:06.66
			5.39 (3)	23.88 (6)	34.17 (6)	43.29 (7)	53.01 (12)	1:03.61 (12)	93,55	
12	8	RIE DOMKE, Colin BRC Riesa	6.83 (12)	26.93 (12)	37.72 (12)	47.11 (12)	55.81 (12)	1:05.80 (12)	102,18	2:08.41
			6.01 (12)	24.74 (11)	35.13 (12)	44.24 (12)	52.74 (11)	1:02.61 (11)	102,71	




Ergebnis nach 'Lauf 2'

Rg	Nat	Name	Zwischenzeiten					Ziel	km/h	Gesamt
1	2 HSL	LÖLLING, Jacqueline RSG Hochsauerland	6.52 (5)	25.44 (2)	35.65 (1)	44.41 (1)	52.52 (1)	1:01.71 (1)	109,89	2:03.22
			6.54 (6)	25.23 (4)	35.35 (2)	44.15 (2)	52.28 (2)	1:01.51 (2)	109,52	
2	8 ABG	SARTOR, Sarah SSV Altenberg	6.38 (3)	25.56 (3)	35.82 (3)	44.68 (2)	52.90 (2)	1:02.24 (2)	108,29	2:03.39
			6.24 (3)	24.84 (1)	34.95 (1)	43.72 (1)	51.88 (1)	1:01.15 (1)	109,11	
3	3 WIN	RETTLER, Lisa BSC Winterberg	6.23 (1)	25.37 (1)	35.75 (2)	44.77 (3)	53.16 (3)	1:02.88 (3)	105,07	2:05.59
			6.22 (2)	25.09 (3)	35.41 (3)	44.60 (3)	53.05 (3)	1:02.71 (3)	104,94	
4	6 HSL	JOCH, Lena RSG Hochsauerland	6.89 (9)	26.56 (9)	36.86 (6)	45.70 (6)	53.87 (5)	1:03.16 (4)	109,51	2:06.31
			6.87 (9)	26.03 (9)	36.23 (7)	45.07 (6)	53.44 (4)	1:03.15 (5)	104,58	
5	7 RIE	BRAND, Laura BRC Riesa	6.44 (4)	25.58 (4)	36.11 (4)	45.22 (4)	53.71 (4)	1:03.36 (5)	104,89	2:06.39
			6.54 (6)	25.70 (6)	36.14 (6)	45.17 (7)	53.55 (5)	1:03.03 (4)	106,46	
6	9 KOE	MEYLEMANN, Kim WSV Königssee	6.69 (7)	26.12 (5)	36.48 (5)	45.65 (5)	54.07 (6)	1:03.67 (6)	105,63	2:07.08
			6.65 (8)	25.95 (8)	36.29 (9)	45.34 (9)	53.77 (9)	1:03.41 (7)	105,42	
7	1 FRO	MALAIKA, Laura BRC 05 Friedrichroda	6.80 (8)	26.53 (8)	37.15 (8)	46.24 (7)	54.71 (7)	1:04.31 (7)	104,83	2:07.54
			6.45 (5)	25.70 (6)	36.23 (7)	45.26 (8)	53.65 (6)	1:03.23 (6)	105,53	
8	4 RIE	FISCHER, Jessica BRC Riesa	6.63 (6)	26.46 (7)	37.04 (7)	46.32 (8)	54.98 (8)	1:04.95 (8)	101,67	2:08.48
			6.40 (4)	25.38 (5)	35.85 (5)	45.05 (5)	53.69 (7)	1:03.53 (8)	103,02	
9	5 RIE	JUST, Maxi BRC Riesa	6.25 (2)	26.15 (6)	37.15 (8)	46.65 (9)	55.46 (9)	1:05.54 (9)	100,39	2:09.61
			6.15 (1)	24.87 (2)	35.49 (4)	44.92 (4)	53.73 (8)	1:04.07 (9)	99,59	




Ergebnis nach 'Lauf 2'

Rg	Nat	Name	Zwischenzeiten					Ziel	km/h	Gesamt
1	3 RIE	JUNGK, Axel BRC Riesa	5.32 (1)	23.19 (1)	33.08 (1)	41.72 (1)	49.86 (1)	59.04 (1)	110,01	1:58.51
			5.29 (1)	23.26 (1)	33.21 (1)	41.98 (1)	50.21 (1)	59.47 (1)	108,75	
2	5 KOE	GRASSL, Maximilian WSV Königssee	5.52 (2)	23.72 (2)	33.99 (2)	42.74 (2)	50.78 (2)	59.92 (2)	111,24	1:59.51
			5.50 (2)	23.68 (2)	33.68 (2)	42.32 (2)	50.42 (2)	59.59 (2)	110,61	
3	4 OBH	GROTHER, Christopher BSR Oberhof	5.91 (5)	24.44 (4)	34.58 (4)	43.29 (4)	51.33 (4)	1:00.34 (4)	111,40	2:00.89
			5.80 (6)	24.36 (6)	34.49 (6)	43.29 (5)	51.42 (5)	1:00.55 (4)	110,53	
4	9 KOE	von SCHLEINITZ, Kilian WSV Königssee	5.80 (4)	24.46 (5)	34.59 (5)	43.46 (5)	51.66 (5)	1:00.90 (5)	108,96	2:01.43
			5.75 (5)	24.15 (5)	34.24 (4)	43.09 (4)	51.28 (3)	1:00.53 (3)	109,26	
5	6 KOE	MÖLTER, Philipp WSV Königssee	5.72 (3)	24.09 (3)	34.17 (3)	42.89 (3)	50.93 (3)	1:00.07 (3)	110,46	2:02.09
			5.95 (7)	24.81 (9)	35.10 (8)	44.06 (8)	52.44 (8)	1:02.02 (8)	104,43	
6	7 LAU	OTTO, Maximilian WSV Lauscha	6.33 (7)	25.44 (6)	35.71 (6)	44.75 (6)	53.27 (6)	1:02.90 (6)	104,70	2:03.80
			5.65 (3)	23.77 (3)	34.06 (3)	42.96 (3)	51.31 (4)	1:00.90 (5)	105,33	
7	10 OBH	SCHÖNAU, Patrick BSR Oberhof	6.08 (6)	25.47 (7)	36.14 (8)	45.24 (8)	53.72 (8)	1:03.38 (8)	104,81	2:04.47
			5.69 (4)	24.01 (4)	34.46 (5)	43.40 (6)	51.67 (6)	1:01.09 (6)	107,23	
8	11 OBH	ELSDÖRFER, Danny BSR Oberhof	6.33 (7)	25.47 (7)	35.94 (7)	44.99 (7)	53.37 (7)	1:02.96 (7)	106,12	2:04.54
			5.95 (7)	24.61 (7)	34.88 (7)	43.87 (7)	52.16 (7)	1:01.58 (7)	107,67	
9	8 RIE	DOMKE, Colin BRC Riesa	6.83 (9)	26.93 (9)	37.72 (9)	47.11 (9)	55.81 (9)	1:05.80 (9)	102,18	2:08.41
			6.01 (9)	24.74 (8)	35.13 (9)	44.24 (9)	52.74 (9)	1:02.61 (9)	102,71	




Ergebnis nach 'Lauf 2'

Rg	Nat	Name	Zwischenzeiten					Ziel	km/h	Gesamt
1	9	KOE von SCHLEINITZ, Kilian WSV Königssee	5.80 (1)	24.46 (1)	34.59 (1)	43.46 (1)	51.66 (1)	1:00.90 (1)	108,96	2:01.43
			5.75 (1)	24.15 (1)	34.24 (1)	43.09 (1)	51.28 (1)	1:00.53 (1)	109,26	
2	11	OBH ELSDÖRFER, Danny BSR Oberhof	6.33 (2)	25.47 (2)	35.94 (2)	44.99 (2)	53.37 (2)	1:02.96 (2)	106,12	2:04.54
			5.95 (2)	24.61 (2)	34.88 (2)	43.87 (2)	52.16 (2)	1:01.58 (2)	107,67	
3	8	RIE DOMKE, Colin BRC Riesa	6.83 (3)	26.93 (3)	37.72 (3)	47.11 (3)	55.81 (3)	1:05.80 (3)	102,18	2:08.41
			6.01 (3)	24.74 (3)	35.13 (3)	44.24 (3)	52.74 (3)	1:02.61 (3)	102,71	



Ergebnis nach 'Lauf 2'

Rg	Nat	Name	Zwischenzeiten					Ziel	km/h	Gesamt
1	2	HSL LÖLLING, Jacqueline RSG Hochsauerland	6.52 (4)	25.44 (2)	35.65 (1)	44.41 (1)	52.52 (1)	1:01.71 (1)	109,89	2:03.22
			6.54 (4)	25.23 (3)	35.35 (1)	44.15 (1)	52.28 (1)	1:01.51 (1)	109,52	
2	3	WIN RETTLER, Lisa BSC Winterberg	6.23 (1)	25.37 (1)	35.75 (2)	44.77 (2)	53.16 (2)	1:02.88 (2)	105,07	2:05.59
			6.22 (2)	25.09 (2)	35.41 (2)	44.60 (2)	53.05 (2)	1:02.71 (2)	104,94	
3	6	HSL JOCH, Lena RSG Hochsauerland	6.89 (7)	26.56 (7)	36.86 (5)	45.70 (5)	53.87 (4)	1:03.16 (3)	109,51	2:06.31
			6.87 (7)	26.03 (7)	36.23 (6)	45.07 (5)	53.44 (3)	1:03.15 (4)	104,58	
4	7	RIE BRAND, Laura BRC Riesa	6.44 (3)	25.58 (3)	36.11 (3)	45.22 (3)	53.71 (3)	1:03.36 (4)	104,89	2:06.39
			6.54 (4)	25.70 (5)	36.14 (5)	45.17 (6)	53.55 (4)	1:03.03 (3)	106,46	
5	9	KOE MEYLEMANN, Kim WSV Königssee	6.69 (6)	26.12 (4)	36.48 (4)	45.65 (4)	54.07 (5)	1:03.67 (5)	105,63	2:07.08
			6.65 (6)	25.95 (6)	36.29 (7)	45.34 (7)	53.77 (7)	1:03.41 (5)	105,42	
6	4	RIE FISCHER, Jessica BRC Riesa	6.63 (5)	26.46 (6)	37.04 (6)	46.32 (6)	54.98 (6)	1:04.95 (6)	101,67	2:08.48
			6.40 (3)	25.38 (4)	35.85 (4)	45.05 (4)	53.69 (5)	1:03.53 (6)	103,02	
7	5	RIE JUST, Maxi BRC Riesa	6.25 (2)	26.15 (5)	37.15 (7)	46.65 (7)	55.46 (7)	1:05.54 (7)	100,39	2:09.61
			6.15 (1)	24.87 (1)	35.49 (3)	44.92 (3)	53.73 (6)	1:04.07 (7)	99,59	



Ergebnis nach 'Lauf 2'

Rg	Nat	Name	Zwischenzeiten						Ziel	km/h	Gesamt
1	2 HSL	LÖLLING, Jacqueline RSG Hochsauerland	6.52 (3)	25.44 (1)	35.65 (1)	44.41 (1)	52.52 (1)	1:01.71 (1)	109,89	2:03.22	
			6.54 (3)	25.23 (2)	35.35 (1)	44.15 (1)	52.28 (1)	1:01.51 (1)	109,52		
2	6 HSL	JOCH, Lena RSG Hochsauerland	6.89 (6)	26.56 (6)	36.86 (4)	45.70 (4)	53.87 (3)	1:03.16 (2)	109,51	2:06.31	
			6.87 (6)	26.03 (6)	36.23 (5)	45.07 (4)	53.44 (2)	1:03.15 (3)	104,58		+3.09
3	7 RIE	BRAND, Laura BRC Riesa	6.44 (2)	25.58 (2)	36.11 (2)	45.22 (2)	53.71 (2)	1:03.36 (3)	104,89	2:06.39	
			6.54 (3)	25.70 (4)	36.14 (4)	45.17 (5)	53.55 (3)	1:03.03 (2)	106,46		+3.17
4	9 KOE	MEYLEMANN, Kim WSV Königssee	6.69 (5)	26.12 (3)	36.48 (3)	45.65 (3)	54.07 (4)	1:03.67 (4)	105,63	2:07.08	
			6.65 (5)	25.95 (5)	36.29 (6)	45.34 (6)	53.77 (6)	1:03.41 (4)	105,42		+3.86
5	4 RIE	FISCHER, Jessica BRC Riesa	6.63 (4)	26.46 (5)	37.04 (5)	46.32 (5)	54.98 (5)	1:04.95 (5)	101,67	2:08.48	
			6.40 (2)	25.38 (3)	35.85 (3)	45.05 (3)	53.69 (4)	1:03.53 (5)	103,02		+5.26
6	5 RIE	JUST, Maxi BRC Riesa	6.25 (1)	26.15 (4)	37.15 (6)	46.65 (6)	55.46 (6)	1:05.54 (6)	100,39	2:09.61	
			6.15 (1)	24.87 (1)	35.49 (2)	44.92 (2)	53.73 (5)	1:04.07 (6)	99,59		+6.39

