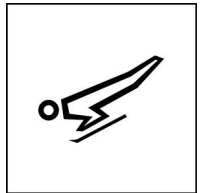


## Official Results

Rk	Sled No.	NOC Code	Name	Start Time	Rk	Int. 1	Rk	Int. 2	Rk	Int. 3	Rk	Int. 4	Rk	Finish Time	Rk	Time Behind	km/h	Speed mph
1	2	GBR	PITTAWAY Ashleigh Fay	5.55	6	19.90	3	29.06	1	36.49	1	46.51	1	55.08	1	0.00	118.8	73.8
				5.53	6	19.88	3	29.04	1	36.46	1	46.52	1	55.15	1	0.00	117.5	73.0
				<b>Total:</b>		<b>1:50.23</b>		<b>0.00</b>										
2	8	GER	NEISE Hannah	5.63=12		20.06	=9	29.35	4	36.84	3	46.86	2	55.43	2	+0.35	118.7	73.7
				5.64=13		20.06	=9	29.48	9	37.09	6	47.17	3	55.76	2	+0.61	118.4	73.6
				<b>Total:</b>		<b>1:51.19</b>		<b>+0.96</b>										
3	13	FRA	BESSARD Agathe	5.74=16		20.22=13		29.56	=9	37.17	7	47.40	5	56.24	4	+1.16	115.8	71.9
				5.76	17	20.26=14		29.56	12	37.16	=8	47.42	5	56.21	4	+1.06	116.7	72.5
				<b>Total:</b>		<b>1:52.45</b>		<b>+2.22</b>										
4	6	LAT	LACE Paula Kristiana	5.32	1	19.79	1	29.12	2	36.76	2	47.14	3	56.39	6	+1.31	112.0	69.6
				5.31	1	19.64	1	29.07	2	36.78	2	47.12	2	56.07	3	+0.92	114.5	71.1
				<b>Total:</b>		<b>1:52.46</b>		<b>+2.23</b>										
5	11	LAT	ZUNTE Darta Estere	5.51	5	19.92	=4	29.28	3	36.90	4	47.23	4	56.23	3	+1.15	114.5	71.1
				5.51	5	19.99	7	29.42	6	37.14	7	47.62	11	56.70	10	+1.55	113.2	70.3
				<b>Total:</b>		<b>1:52.93</b>		<b>+2.70</b>										
6	16	SWE	FALK Julia	5.87	18	20.41	18	29.72	13	37.31	=9	47.52	7	56.30	5	+1.22	116.5	72.4
				5.93	18	20.49	17	29.79	16	37.39	13	47.68	12	56.85	13	+1.70	114.5	71.1
				<b>Total:</b>		<b>1:53.15</b>		<b>+2.92</b>										
7	7	ROU	PUSCASU Diana Cristina	5.68	14	20.22=13		29.71	12	37.45=13		47.84=11		56.73	8	+1.65	114.9	71.4
				5.56	=7	20.03	8	29.45	=7	37.16	=8	47.52	7	56.45	7	+1.30	114.8	71.3
				<b>Total:</b>		<b>1:53.18</b>		<b>+2.95</b>										
8	10	RUS	TARARYCHENKOVA Alina	5.49	4	19.95	6	29.39	=5	37.09	5	47.54	8	56.77	9	+1.69	112.8	70.1
				5.47	4	19.89	4	29.34	4	37.07	5	47.44	6	56.42	6	+1.27	114.6	71.2
				<b>Total:</b>		<b>1:53.19</b>		<b>+2.96</b>										
9	4	USA	HASS Rebecca	5.61	11	20.09	11	29.60	11	37.38	12	47.84=11		56.95	11	+1.87	113.5	70.5
				5.59	10	20.06	=9	29.51	10	37.21	11	47.55	9	56.58	8	+1.43	114.4	71.0
				<b>Total:</b>		<b>1:53.53</b>		<b>+3.30</b>										
10	15	JPN	IJICHI Mayu	5.56	7	20.02	7	29.56	=9	37.31	=9	47.75	10	57.20	13	+2.12	112.1	69.6
				5.56	=7	19.98	6	29.45	=7	37.20	10	47.59	10	56.69	9	+1.54	113.9	70.7
				<b>Total:</b>		<b>1:53.89</b>		<b>+3.66</b>										
11	5	ROU	MIROIU Daria Georgiana	5.60	=9	20.04	8	29.39	=5	37.16	6	47.65	9	56.86	10	+1.78	112.0	69.6
				5.57	9	20.10	12	29.57	13	37.30	12	47.79	13	57.16	14	+2.01	112.4	69.8
				<b>Total:</b>		<b>1:54.02</b>		<b>+3.79</b>										
12	9	RUS	SUROVTSEVA Mariia	5.63=12		20.34	16	29.96=16		37.77	16	48.25	15	57.29	14	+2.21	113.8	70.7
				5.64=13		20.11	13	29.54	11	37.40	14	47.89	14	56.81=11		+1.66	114.6	71.2
				<b>Total:</b>		<b>1:54.10</b>		<b>+3.87</b>										
13	17	SWE	LAHOVARY OLSSON Joanna	5.60	=9	20.06	=9	29.83	15	37.73	15	48.56	18	57.95	18	+2.87	109.4	68.0
				5.63	12	20.09	11	29.40	5	37.02	4	47.35	4	56.29	5	+1.14	115.4	71.7
				<b>Total:</b>		<b>1:54.24</b>		<b>+4.01</b>										
14	18	NED	VENNEMANN Noelle	5.41	2	19.84	2	29.47	8	37.37	11	48.02	14	57.47	15	+2.39	110.4	68.6
				5.43	3	19.82	2	29.25	3	37.01	3	47.54	8	56.81=11		+1.66	112.4	69.8
				<b>Total:</b>		<b>1:54.28</b>		<b>+4.05</b>										
15	1	ROU	VICOL Alexandra Elena Cristina	5.47	3	19.92	=4	29.40	7	37.18	8	47.49	6	56.50	7	+1.42	115.7	71.8
				5.42	2	19.95	5	29.60	14	37.58	16	48.31	16	57.80	17	+2.65	110.4	68.6
				<b>Total:</b>		<b>1:54.30</b>		<b>+4.07</b>										

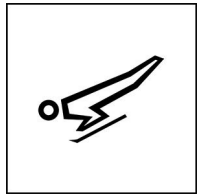


### Official Results

Rk	Sled No.	NOC Code	Name	Start Time	Rk	Int. 1	Rk	Int. 2	Rk	Int. 3	Rk	Int. 4	Rk	Finish Time	Rk	Time Behind	Speed km/h	Speed mph
16	3	USA	McGUIRE Kalyn	5.72	15	20.32	15	29.76	14	37.45=	13	47.88	13	57.19	12	+2.11	112.0	69.5
				5.71	16	20.30	16	29.74	15	37.50	15	48.13	15	57.61	16	+2.46	110.4	68.6
				<b>Total: 1:54.80 +4.57</b>														
17	12	KOR	HEO Hyegyo	6.01=	19	20.68=	19	30.14	19	37.87	17	48.38	16	57.51	16	+2.43	112.3	69.8
				6.03	20	20.75	20	30.26	19	37.96	18	48.40	17	57.51	15	+2.36	112.7	70.0
				<b>Total: 1:55.02 +4.79</b>														
18	19	CAN	VARGAS Laura	6.01=	19	20.68=	19	30.35	20	38.24	20	48.76	20	58.03	19	+2.95	112.8	70.1
				6.00	19	20.64	19	30.24	18	38.11	19	48.68	19	57.85	18	+2.70	112.9	70.2
				<b>Total: 1:55.88 +5.65</b>														
19	20	JPN	OI Madoka	5.74=	16	20.38	17	30.08	18	37.98	19	48.51	17	57.70	17	+2.62	113.0	70.2
				5.68	15	20.50	18	30.37	20	38.37	20	49.32	20	58.82	20	+3.67	109.4	68.0
				<b>Total: 1:56.52 +6.29</b>														
20	14	BRA	NASCIMENTO AMARO Laura	5.59	8	20.21	12	29.96=	16	37.90	18	48.65	19	58.61	20	+3.53	108.1	67.1
				5.61	11	20.26=	14	29.97	17	37.91	17	48.58	18	58.05	19	+2.90	110.3	68.5
				<b>Total: 1:56.66 +6.43</b>														

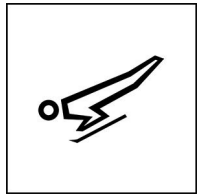
**Legend:**  
 = Equal sign indicates that two or more competitors share the same rank  
**Int.** Intermediate time      **No.** Number      **Rec** Record      **Rk** Rank





## Official Results

Rk	Sled No.	NOC Code	Name	Start Time	Rk	Int. 1	Rk	Int. 2	Rk	Int. 3	Rk	Int. 4	Rk	Finish Time	Rk	Time Behind	km/h	Speed mph
1	1	RUS	RUKOSUEV Evgenii	4.78	1	18.65	1	27.74	1	35.20	1	45.30	1	53.92	1	0.00	118.1	73.4
				4.79	1	18.62	1	27.68	1	35.05	1	44.96	1	53.38	1	0.00	120.2	74.6
				<b>Total: 1:47.30</b>												<b>0.00</b>		
2	9	NOR	HESTENGEN Alexander	5.19	13	19.30	11	28.37	7	35.74	7	45.62	4	53.99	2	+0.07	120.5	74.8
				5.21	12	19.31	12	28.37	7	35.69	5	45.55	4	53.95	2	+0.57	120.6	74.9
				<b>Total: 1:47.94</b>												<b>+0.64</b>		
3	10	GER	SCHNEIDER Robin	5.01	4	18.95	2	28.01	2	35.42	2	45.40	2	54.02	3	+0.10	119.0	73.9
				5.04	=4	19.02	4	28.07	=2	35.45	2	45.45	2	54.08	3	+0.70	118.6	73.7
				<b>Total: 1:48.10</b>												<b>+0.80</b>		
4	4	LAT	NETLAUS Kristis	5.02	5	19.02	4	28.11	3	35.51	3	45.54	3	54.09	4	+0.17	118.9	73.9
				4.98	3	18.96	2	28.07	=2	35.48	3	45.48	3	54.09	4	+0.71	119.4	74.2
				<b>Total: 1:48.18</b>												<b>+0.88</b>		
5	11	GER	HEINRICH Florian	5.08	6	19.16	6	28.27	6	35.67	5	45.68	6	54.32	5	+0.40	118.2	73.4
				5.04	=4	19.07	5	28.22	4	35.63	4	45.62	5	54.28	5	+0.90	118.6	73.7
				<b>Total: 1:48.60</b>												<b>+1.30</b>		
6	8	AUT	MAIER Samuel	5.15	10	19.27	=8	28.52	=9	35.97	8	46.01	8	54.60	8	+0.68	118.3	73.5
				5.13	10	19.19	7	28.35	6	35.79	6	45.79	6	54.35	6	+0.97	118.7	73.7
				<b>Total: 1:48.95</b>												<b>+1.65</b>		
7	12	RUS	MAMEDOV Alisher	4.99	3	19.04	5	28.18	5	35.60	4	45.67	5	54.57	7	+0.65	116.5	72.4
				5.05	6	19.18	6	28.38	8	35.84	=7	45.91	7	54.54	7	+1.16	118.1	73.4
				<b>Total: 1:49.11</b>												<b>+1.81</b>		
8	3	KOR	JUNG Seunggi	4.95	2	18.96	3	28.17	4	35.72	6	45.86	7	54.51	6	+0.59	117.8	73.2
				4.94	2	18.97	3	28.27	5	35.84	=7	46.02	9	54.86	10	+1.48	117.1	72.8
				<b>Total: 1:49.37</b>												<b>+2.07</b>		
8	14	UKR	HERASKEVYCH Vladyslav	5.16	11	19.28	10	28.52	=9	35.99	9	46.06	9	54.70	9	+0.78	117.8	73.2
				5.10	8	19.20	8	28.44	9	35.92	9	45.98	8	54.67	8	+1.29	117.4	73.0
				<b>Total: 1:49.37</b>												<b>+2.07</b>		
10	5	AUT	STAMPFER Martin	5.17	12	19.37	12	28.59	12	36.08	=11	46.16	10	54.73	10	+0.81	118.3	73.5
				5.11	9	19.26	11	28.51	12	36.04	12	46.15	10	54.85	9	+1.47	118.0	73.3
				<b>Total: 1:49.58</b>												<b>+2.28</b>		
11	7	USA	CARTER Kindrick	5.12	=7	19.27	=8	28.54	11	36.08	=11	46.34	11	55.16	11	+1.24	115.1	71.5
				5.15	11	19.24	10	28.46	10	35.98	10	46.16	11	54.95	11	+1.57	116.8	72.5
				<b>Total: 1:50.11</b>												<b>+2.81</b>		
12	16	SUI	AKERET Kevin	5.33	16	19.64	17	28.96	16	36.55	17	46.72	15	55.35	12	+1.43	117.1	72.7
				5.29	18	19.53	=14	28.82	13	36.40	13	46.52	13	55.09	12	+1.71	118.1	73.4
				<b>Total: 1:50.44</b>												<b>+3.14</b>		
13	13	USA	JONES Mitchell	5.39	18	19.62	16	28.88	15	36.38	13	46.58	13	55.43	13	+1.51	114.8	71.3
				5.40	19	19.70	19	29.00	17	36.56	16	46.77	14	55.61	14	+2.23	115.4	71.7
				<b>Total: 1:51.04</b>												<b>+3.74</b>		
14	6	ROU	ENACHE Mihail Sebastian	5.13	9	19.26	7	28.49	8	36.03	10	46.48	12	55.58	14	+1.66	111.5	69.2
				5.09	7	19.21	9	28.48	11	36.02	11	46.42	12	55.59	13	+2.21	112.8	70.1
				<b>Total: 1:51.17</b>												<b>+3.87</b>		
15	18	JPN	GONAI Sho	5.23	14	19.50	14	28.83	14	36.44	15	46.69	14	55.63	15	+1.71	115.4	71.7
				5.23	14	19.49	13	28.89	14	36.55	15	46.85	15	55.71	15	+2.33	115.4	71.7
				<b>Total: 1:51.34</b>												<b>+4.04</b>		



## Official Results

Rk	Sled No.	NOC Code	Name	Start Time	Rk	Int. 1	Rk	Int. 2	Rk	Int. 3	Rk	Int. 4	Rk	Finish Time	Rk	Time Behind	Speed km/h	Speed mph
16	2	ROU	TRASNEA Mihai Razvan	5.12	=7	19.38	13	28.75	13	36.39	14	46.74	16	55.73	16	+1.81	115.1	71.5
				5.22	13	19.53	=14	28.90	15	36.52	14	46.96	16	56.21	17	+2.83	112.4	69.8
				<b>Total: 1:51.94 +4.64</b>														
17	17	CAN	LIPINSKI Zachary	5.43	20	19.73	18	28.99	17	36.51	16	46.75	17	55.81	17	+1.89	113.9	70.8
				5.51	20	19.94	20	29.36	19	36.99	18	47.25	18	56.26	18	+2.88	115.7	71.9
				<b>Total: 1:52.07 +4.77</b>														
18	19	NED	ZEEGERS Bram	5.27	15	19.59	15	29.03	18	36.73	18	47.20	18	56.54	18	+2.62	111.0	69.0
				5.28	=16	19.56	16	28.93	16	36.65	17	47.04	17	56.16	16	+2.78	112.9	70.1
				<b>Total: 1:52.70 +5.40</b>														
19	15	BRA	BARBOSA NEVES Robert	5.36	17	19.84	19	29.54	19	37.47	19	48.14	19	57.47	19	+3.55	111.0	69.0
				5.27	15	19.66	18	29.35	18	37.30	19	48.18	20	57.79	20	+4.41	108.4	67.3
				<b>Total: 1:55.26 +7.96</b>														
20	20	TPE	PENG Lin-Wei	5.41	19	20.10	20	29.84	20	37.73	20	48.33	20	57.93	20	+4.01	112.1	69.6
				5.28	=16	19.65	17	29.39	20	37.32	20	48.05	19	57.72	19	+4.34	109.1	67.7
				<b>Total: 1:55.65 +8.35</b>														

**Legend:**

= Equal sign indicates that two or more competitors share the same rank

**Int.** Intermediate time      **No.** Number      **Rec** Record      **Rk** Rank