


OFFICIAL RESULTS
InterContinental Cup
Women Race # 1



Whistler

START: 18:10 - 30.November 2012

Result after Heat 2

Rk	Nat	Name	Interm. - Times						Finish	km/h	Total
1	1	GER HEINZ, Katharina	5.21 (16)	16.96 (15)	31.36 (5)	40.76 (2)	49.13 (3)	55.05 (3)	135.57	1:50.34	
			5.15 (14)	16.93 (10)	31.51 (5)	40.97 (1)	49.30 (1)	55.29 (1)	137.00		
2	20	USA PIKUS-PACE, Noelle	5.12 (12)	16.86 (11)	31.35 (4)	40.82 (5)	49.05 (2)	54.89 (1)	139.04	1:50.41	
			5.12 (11)	17.02 (16)	31.76 (11)	41.28 (7)	49.61 (3)	55.52 (3)	136.89	+0.07	
3	4	GBR McGRANDLE, Rose	5.00 (4)	16.69 (2)	31.23 (1)	40.70 (1)	49.04 (1)	55.03 (2)	137.10	1:50.79	
			5.02 (4)	16.74 (3)	31.49 (3)	41.13 (4)	49.63 (5)	55.76 (6)	134.16	+0.45	
3	6	GER GRIEBEL, Sophia	5.06 (6)	16.74 (4)	31.25 (3)	40.79 (4)	49.14 (4)	55.10 (4)	136.12	1:50.79	
			5.07 (6)	16.83 (5)	31.46 (1)	41.09 (3)	49.62 (4)	55.69 (4)	134.31	+0.45	
5	2	CAN PREDIGER, Lanette	5.14 (14)	16.87 (12)	31.47 (9)	40.94 (6)	49.33 (7)	55.39 (8)	133.48	1:50.82	
			5.11 (9)	16.86 (6)	31.53 (6)	41.07 (2)	49.45 (2)	55.43 (2)	135.51	+0.48	
6	10	CAN WIDMER, Micaela	5.23 (17)	17.02 (16)	31.65 (13)	41.17 (11)	49.46 (10)	55.44 (9)	135.92	1:51.13	
			5.12 (11)	16.95 (12)	31.74 (10)	41.32 (8)	49.66 (6)	55.69 (4)	135.26	+0.79	
7	5	JPN KOMURO, Nozomi	4.99 (2)	16.69 (2)	31.40 (7)	40.97 (7)	49.28 (6)	55.26 (5)	137.41	1:51.25	
			4.99 (2)	16.70 (1)	31.48 (2)	41.38 (10)	49.93 (11)	55.99 (9)	134.56	+0.91	
8	15	CAN THOMPSON, Robynne	5.13 (13)	16.88 (13)	31.50 (10)	41.02 (8)	49.35 (8)	55.29 (6)	136.58	1:51.32	
			5.17 (15)	16.97 (13)	31.68 (7)	41.27 (6)	49.79 (8)	56.03 (10)	130.97	+0.98	
9	7	RUS NIKANDROVA, Olga	5.11 (11)	16.82 (8)	31.46 (8)	41.07 (10)	49.54 (11)	55.53 (11)	135.01	1:51.39	
			5.17 (15)	16.98 (14)	31.69 (8)	41.34 (9)	49.80 (9)	55.86 (7)	134.46	+1.05	
10	3	RUS VASILYEVA, Svetlana	4.99 (2)	16.64 (1)	31.23 (1)	40.77 (3)	49.14 (4)	55.30 (7)	134.46	1:51.46	
			4.99 (2)	16.73 (2)	31.50 (4)	41.17 (5)	49.78 (7)	56.16 (12)	130.27	+1.12	
11	8	NZL EUSTACE, Katharine	5.06 (6)	16.74 (4)	31.39 (6)	41.04 (9)	49.42 (9)	55.45 (10)	135.67	1:51.56	
			5.07 (6)	16.86 (6)	31.71 (9)	41.49 (11)	49.99 (12)	56.11 (11)	134.07	+1.22	
12	12	AUS HOAR, Melissa	5.06 (6)	16.83 (10)	31.54 (11)	41.20 (12)	49.54 (11)	55.57 (12)	136.58	1:52.03	
			5.09 (8)	16.91 (8)	31.80 (12)	41.69 (14)	50.28 (14)	56.46 (13)	133.23	+1.69	
13	13	GER HERMANN, Tina	5.18 (15)	17.12 (17)	32.06 (17)	41.75 (17)	50.24 (16)	56.42 (16)	134.91	1:52.32	
			5.22 (17)	17.10 (17)	31.83 (15)	41.51 (12)	49.90 (10)	55.90 (8)	135.57	+1.98	
14	18	JPN OMIKAI, Takako	5.01 (5)	16.77 (6)	31.56 (12)	41.30 (13)	49.73 (13)	55.77 (13)	135.82	1:52.40	
			5.04 (5)	16.82 (4)	31.81 (13)	41.71 (15)	50.39 (15)	56.63 (15)	131.97	+2.06	
15	9	USA O'SHEA, Anne	5.10 (10)	16.91 (14)	31.72 (14)	41.46 (14)	49.99 (14)	56.14 (14)	132.94	1:52.67	
			5.12 (11)	16.99 (15)	31.82 (14)	41.57 (13)	50.22 (13)	56.53 (14)	131.26	+2.33	
16	16	GBR DEAS, Laura	4.92 (1)	16.80 (7)	31.90 (16)	41.67 (16)	50.14 (15)	56.34 (15)	134.61	1:53.48	
			4.96 (1)	16.93 (10)	32.30 (17)	42.25 (17)	50.84 (16)	57.14 (16)	131.88	+3.14	




OFFICIAL RESULTS

InterContinental Cup

Women Race # 1

Whistler

START: 18:10 - 30.November 2012



Result after Heat 2

Rk	Nat	Name	Intern. - Times					Finish	km/h	Total
17	14	CZE GLAESSER, Michaela	5.27 (18)	17.20 (18)	32.16 (18)	42.00 (18)	50.72 (18)	57.03 (17)	130.97	1:54.73
			5.38 (19)	17.40 (19)	32.50 (18)	42.45 (18)	51.24 (18)	57.70 (18)	130.18	+4.39
18	11	RUS GALIEVA, Elina	5.08 (9)	16.82 (8)	31.78 (15)	41.66 (15)	50.57 (17)	57.23 (18)	127.26	1:54.86
			5.11 (9)	16.92 (9)	32.04 (16)	41.98 (16)	50.95 (17)	57.63 (17)	126.73	+4.52
19	17	ISV TANNENBAUM, Katie	5.29 (19)	17.23 (19)	32.51 (19)	42.63 (19)	51.55 (19)	58.02 (19)	127.75	1:56.94
			5.36 (18)	17.38 (18)	32.72 (19)	43.09 (19)	52.14 (19)	58.92 (19)	126.25	+6.60
20	19	KOR YOO, Heejeong	5.34 (20)	18.69 (20)	34.92 (20)	45.31 (20)	54.34 (20)	1:01.01 (20)	126.29	2:02.28
			5.45 (20)	19.03 (20)	35.35 (20)	45.70 (20)	54.73 (20)	1:01.27 (20)	126.82	+11.94



OFFICIAL RESULTS



InterContinental Cup

Men Race # 1

Whistler

START: 18:45 - 30.November 2012



Result after Heat 2

Rk	Nat	Name	Intern. - Times					Finish	km/h	Total	
1	2	GER	GASSNER, Alexander	4.72 (8)	16.22 (7)	30.63 (4)	40.03 (3)	48.19 (1)	54.01 (1)	139.47	1:48.23
				4.75 (8)	16.31 (7)	30.81 (3)	40.20 (1)	48.39 (1)	54.22 (1)	139.15	
2	14	GBR	PARSONS, Dominic Edw	4.61 (2)	16.04 (1)	30.39 (1)	39.82 (1)	48.26 (3)	54.26 (4)	135.36	1:48.72
				4.66 (3)	16.20 (2)	30.80 (2)	40.29 (3)	48.55 (2)	54.46 (2)	137.77	+0.49
3	1	CAN	GRESZCZYSZYN, Dave	4.71 (6)	16.19 (6)	30.58 (2)	39.97 (2)	48.24 (2)	54.21 (2)	136.58	1:48.84
				4.71 (5)	16.23 (3)	30.76 (1)	40.27 (2)	48.57 (3)	54.63 (3)	135.16	+0.61
4	10	CAN	WLODARCZAK, Charles	4.79 (12)	16.34 (11)	30.79 (8)	40.16 (4)	48.38 (4)	54.23 (3)	138.67	1:48.95
				4.82 (12)	16.45 (11)	31.02 (8)	40.52 (6)	48.80 (4)	54.72 (4)	137.72	+0.72
5	4	USA	ANTOINE, Matthew	4.70 (5)	16.17 (4)	30.69 (5)	40.16 (4)	48.44 (5)	54.34 (5)	137.57	1:49.09
				4.73 (6)	16.27 (5)	30.92 (6)	40.52 (6)	48.83 (5)	54.75 (5)	137.36	+0.86
6	3	RUS	BATUEV, Anton	4.77 (11)	16.30 (10)	30.80 (9)	40.25 (9)	48.50 (6)	54.34 (5)	138.14	1:49.47
				4.80 (11)	16.42 (9)	31.23 (12)	40.82 (10)	49.17 (9)	55.13 (8)	136.84	+1.24
7	6	RUS	SVISTOV, Andrey	4.74 (10)	16.22 (7)	30.73 (6)	40.22 (7)	48.54 (7)	54.75 (7)	132.55	1:49.93
				4.78 (9)	16.38 (8)	31.03 (10)	40.69 (9)	49.08 (8)	55.18 (9)	134.56	+1.70
8	13	GER	GRASSL, Maximilian	4.72 (8)	16.22 (7)	30.91 (11)	40.56 (14)	48.93 (12)	54.94 (12)	136.17	1:50.02
				4.74 (7)	16.28 (6)	30.87 (5)	40.40 (4)	48.91 (6)	55.08 (7)	132.99	+1.79
9	26	IRL	GREENWOOD, SEAN	4.85 (16)	16.43 (14)	31.02 (15)	40.59 (15)	49.08 (14)	55.15 (14)	133.67	1:50.18
				4.83 (13)	16.45 (11)	31.02 (8)	40.60 (8)	49.02 (7)	55.03 (6)	135.46	+1.95
10	7	JPN	SASAHARA, Yuki	4.91 (19)	16.48 (16)	30.91 (11)	40.28 (10)	48.60 (9)	54.80 (10)	134.02	1:50.27
				4.96 (18)	16.69 (17)	31.36 (15)	41.02 (13)	49.41 (12)	55.47 (11)	135.67	+2.04
11	8	CAN	FRASER, Paul	4.64 (4)	16.17 (4)	30.75 (7)	40.23 (8)	48.66 (10)	54.78 (9)	133.52	1:50.39
				4.67 (4)	16.17 (1)	30.83 (4)	40.51 (5)	49.22 (10)	55.61 (12)	129.21	+2.16
12	9	GBR	SWIFT, David Michael	4.62 (3)	16.08 (2)	30.59 (3)	40.16 (4)	48.59 (8)	54.75 (7)	133.08	1:50.79
				4.64 (2)	16.24 (4)	30.97 (7)	40.89 (12)	49.64 (14)	56.04 (17)	129.07	+2.56
13	23	USA	STEWART, Brad	4.83 (15)	16.41 (13)	30.94 (13)	40.51 (12)	48.92 (11)	54.90 (11)	134.66	1:50.89
				4.84 (14)	16.54 (13)	31.37 (16)	41.30 (17)	49.87 (17)	55.99 (16)	133.67	+2.66
14	22	AUS	FARROW, John	4.85 (16)	16.43 (14)	30.95 (14)	40.52 (13)	48.98 (13)	55.03 (13)	134.76	1:50.91
				4.92 (17)	16.63 (16)	31.25 (13)	41.09 (15)	49.71 (16)	55.88 (15)	133.33	+2.68
15	5	JPN	HANYUDA, Yuzuru	4.93 (21)	16.58 (19)	31.41 (18)	40.91 (16)	49.21 (16)	55.21 (15)	136.53	1:50.93
				5.01 (20)	16.78 (20)	31.60 (17)	41.26 (16)	49.65 (15)	55.72 (13)	135.21	+2.70
16	11	GER	JUNGK, Axel	4.81 (14)	16.55 (18)	31.52 (19)	41.28 (19)	49.83 (19)	56.12 (19)	134.46	1:51.58
				4.78 (9)	16.42 (9)	31.16 (11)	40.86 (11)	49.36 (11)	55.46 (10)	134.56	+3.35




OFFICIAL RESULTS

InterContinental Cup

Men Race # 1

Whistler

START: 18:45 - 30.November 2012



Result after Heat 2

Rk	Nat	Name	Intern. - Times					Finish	km/h	Total
17	24	JPN ATO, NORIYASU	4.85 (16)	16.49 (17)	31.24 (17)	40.93 (17)	49.50 (17)	55.84 (17)	131.54	1:51.60
			4.87 (16)	16.54 (13)	31.26 (14)	41.02 (13)	49.59 (13)	55.76 (14)	134.12	+3.37
18	12	USA DELLEMANN, Mike	4.57 (1)	16.16 (3)	30.85 (10)	40.44 (11)	49.13 (15)	55.34 (16)	131.26	1:52.21
			4.63 (1)	16.71 (18)	31.83 (19)	41.67 (18)	50.47 (18)	56.87 (19)	129.39	+3.98
19	25	NZL COUTTS, Michael	4.79 (12)	16.36 (12)	31.14 (16)	40.93 (17)	49.59 (18)	55.85 (18)	131.35	1:52.59
			4.85 (15)	16.56 (15)	31.74 (18)	41.76 (19)	50.48 (19)	56.74 (18)	131.40	+4.36
20	17	ISR CHALUPSKI, Bradley	4.92 (20)	16.65 (21)	31.64 (21)	41.40 (20)	50.14 (20)	56.42 (20)	130.36	1:53.58
			4.97 (19)	16.76 (19)	31.96 (20)	41.87 (20)	50.78 (20)	57.16 (20)	129.02	+5.35
21	21	SWE OTTOSSON, Linus	5.01 (24)	16.76 (23)	31.62 (20)	41.48 (21)	50.22 (21)	56.59 (21)	131.12	56.59
22	19	KOR LEE, HANSIN	4.95 (23)	16.78 (24)	31.92 (24)	41.78 (23)	50.48 (22)	56.76 (22)	131.50	56.76
23	20	SWE OTTOSSON, Rasmus	5.10 (26)	16.85 (26)	31.66 (22)	41.66 (22)	50.56 (23)	57.11 (23)	128.38	57.11
24	15	NOR JOHANNESSEN, Jarle	5.02 (25)	16.74 (22)	31.75 (23)	42.15 (25)	50.96 (25)	57.22 (24)	131.07	57.22
25	18	RSA WEBSTER, Lee	5.18 (27)	17.02 (27)	32.01 (25)	42.01 (24)	50.87 (24)	57.33 (25)	128.93	57.33
26	16	KOR YUK, JUNSUNG	4.71 (6)	16.60 (20)	32.30 (26)	42.51 (26)	51.62 (26)	58.21 (26)	125.68	58.21
27	27	ARG FAZIO, Jose Ignacio	4.93 (21)	16.81 (25)	32.71 (27)	43.11 (27)	52.23 (27)	58.94 (27)	125.55	58.94





InterContinental Cup



Sanctioning Association: FIBT
Venue: Whistler Sliding Centre
Date: 30 November 2012
Start Time: 18:10
Finish Time: 21:36
Catagories: Mens and Womens Skeleton

Start Positions Used: Skeleton

Runs:

2

Sleds	47
DNS:	0
DNF:	0
DSQ:	0
Protests:	None

Weather Conditions:

Precipitation: Snowing lightly
Temperatures:

AIR	+1.6
ICE	-0.9
Steel	+1.3

Records: None

Jury President



John Rosen

Race Director:



Diana Rochon